

Part # 000658

Communication via RS485 which is compatible with the Skyco Digital Network™ (SDN) and also easily integrates with third party control systems.



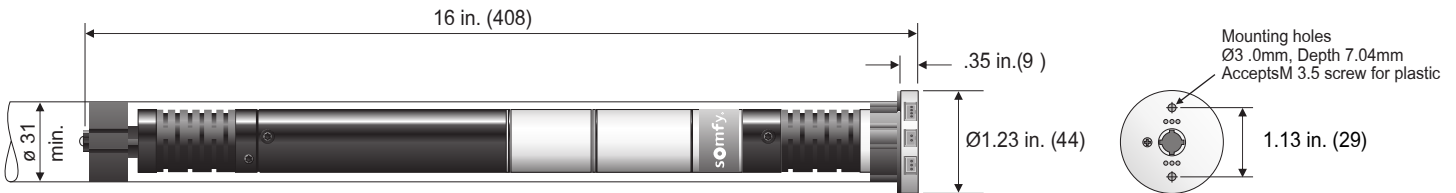
## Technical Features

Voltage Supply	24VDC
Index Protection Rating	IP 30
Limit Switch Type	Digital
Limit Switch Capacity	35 Turns

Temperature Working Range	32 °F to 140 °F (0°C to 60°C)
Insulation Class	Class III

NOTE: Power/Control motor cables are included with motor.

## Dimensions - in. (mm)



Minimum window width bracket to bracket for roller shades (inches):

Acmeda 44mm tube and hardware	18 5/8"
Rollease 1.5" tube w/Skyline Hardware	19 5/8"
Rollease 1.5" tube w/R8 Hardware	18 1/2"

## Performances

SONESSE® 30 RS485

Voltage*	24VDC
Nominal load starting current *	1.8A for max. 300ms
Nominal load current *	.8A
Maximum current during programming *	3.2A for 300ms.
Torque	17.7 in. lbs. (2Nm)
Speed	6-28 rpm (programmable)
Thermal protection	2.5 minutes
Minimum inside diameter of tube	1.22 in. (31 mm)
Sound level	44 dBA

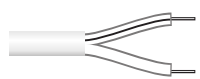
## Fabrication Recommendations:

- Operational noise level is reduced when motor, tube, and mechanical accessories are properly adapted to motorized applications.
- Free play must be minimized between the accessories and the end product tube to ensure quiet performance of the motor.
- Interior Tube Diameter (ID) > 31 mm must be respected.
- A motor crown adapter between motor and end product tube is required to ensure concentric operation of motor.
- ST30 Series Drive Stop and Screw (included with crown and drive), are recommended to prevent noise and drive wheel separation from motor shaft.

\* Regulated power supply required


## Included Cables

24V DC  
2 Conductor  
Power Cable



Stripe = positive  
white = negative

RS485  
3 Conductor  
Control Cable



red = neutral  
black = hot  
green = ground